



### District Report Card: 2017


<b>State:</b> Punjab	<b>District:</b> Mohali
<b>Class:</b> 3	<b>Subject:</b> Language
<b>Schools:</b> 60	<b>Students:</b> 1091


### Participation/Coverage


#### Students

<b>GENDER</b> 	Boys		Girls	
	Number	%	Number	%
	609	55.82	482	44.18

<b>AREA</b> 	Rural		Urban	
	Number	%	Number	%
	732	67.09	359	32.91

<b>CATEGORY</b> 	SC		ST		OBC		GEN	
	Number	%	Number	%	Number	%	Number	%
	468	42.90	11	1.01	236	21.63	376	34.46

<b>CWSN</b> 	LD	VI	HI	S&LD	ID	Oth
	2	4	0	3	4	2

<b>Management</b> 	Government		Government-aided	
	Number	%	Number	%
	1049	96.15	42	3.85

### Average Performance of Students in Language (%)

Overall	Gender		Area		Management		Social Group			
	Male	Female	Rural	Urban	Govt.	Aided	SC	ST	OBC	GEN
51.26	50.71	51.96	55.36	42.90	52.88	10.95	56.32	61.21	54.29	42.77

### Performance on Learning Outcomes (LOs)

Learning Outcomes	Description	Average Performance(%)
L304	Reads small texts with comprehension i.e., identifies main ideas, details, sequence and draws conclusions	51.11
L312	Reads printed scripts on the classroom walls: poems, posters, charts etc.	51.57

Range of Performance of Students who Answered Correctly							
Below 30%		30% - 50%		50% - 75%		Above 75%	
Number	%	Number	%	Number	%	Number	%
283	25.94	182	16.68	355	32.54	271	24.84

### Lowest Performing Learning Outcomes (LOs)

- 1 - Reads small texts with comprehension i.e., identifies main ideas, details, sequence and draws conclusions (51.11)
- 2 - Reads printed scripts on the classroom walls: poems, posters, charts etc. (51.57)